

CRITICAL DESIGN INFORMATION

START EVERY DESIGN BY FINDING "Lnom"

IF "Lnom" IS NOT GIVEN ON THE CUSTOMER DRAWING, USE EITHER THE MAXIMUM LENGTH (Mmax) OR MINIMUM FULL THREAD LENGTH (Lf) FROM THE CUSTOMER DRAWING TO CALCULATE IT USING ONE OF THE FOLLOWING EQUATIONS

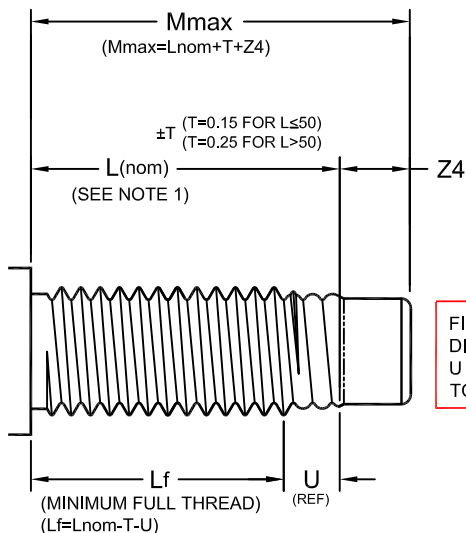
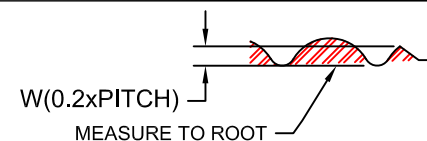
PREFERRED: $L_{nom} = M_{max} - Z_4 - T$
 SECONDARY: $L_{nom} = L_f + U + T$

$T = 0.15$ FOR PARTS SHORTER OR EQUAL TO 50mm
 $T = 0.25$ FOR PARTS LONGER THAN 50mm

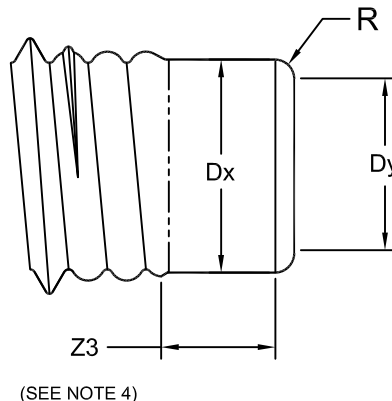
**Lnom MUST BE ON EVERY PART DRAWING
 DO NOT CHANGE ANY DIMENSION GIVEN WITHOUT CONSULTING MATHREAD**

INSPECTION INFORMATION:

1. Lnom ON ROLLED PART IS MEASURED TO THE POINT ON THE LEAD THREAD WHERE IT FIRST REACHES A HEIGHT OF 'W' (0.2xPITCH) WHEN MEASURED FROM THE ROOT OF THE THREAD. (see sketch above)
2. MAThread SHALL HAVE A MINIMUM OF 1.5 COMPLETE TURNS OF RADIUSED THREAD. THREAD MUST BE FULLY FORMED, WITH NO UNDER FILL (FLATS, FISSURES) AT PEAK OF THREAD. WHEN VIEWED IN THE DESIGNATED INSPECTION POSITION, FOUR COMPLETE RADIUSED THREAD PROFILES MUST BE VISIBLE.
3. APPROPRIATE "GO" GAGE MUST COMPLETELY PASS OVER MATHREAD SECTION OF THREAD WITH MINIMAL DRAG BEFORE PLATING. GAGE MUST HAVE MINOR DIAMETER VERIFIED TO ANSI/ASME B1.16-1984 BEFORE USE.
4. "Z3" MUST BE MEASURED TO TANGENT POINT OF 'R', USING MATHREAD APPROVED RADIUS CHART FROM POINT "W" TO TANGENT.



FINISHED PART DIMENSIONS Z3, Dx, & U MUST NOT BE USED TO DESIGN THE BLANK!



THREAD SIZE & PITCH	R MIN	Dy MAX	W +.01 -.01	Dx	Z ₃ MIN	Z ₄ MAX	U REF
M4x.7	0.2	2.8	0.14	3.170 3.098	1.50	2.20	2.1
M5x.8	0.4	3.2	0.16	4.030 3.954	1.80	2.60	2.4
M6x1.0	0.5	3.9	0.20	4.800 4.724	2.00	3.10	3.0
M8x1.25	0.7	5.1	0.25	6.540 6.447	2.70	4.20	3.8
M10x1.5	1.5	5.3	0.30	8.230 8.143	3.20	5.50	4.5
M12x1.75	2.0	6.0	0.35	9.950 9.880	4.20	6.60	5.3
M14x2.0	2.5	6.7	0.40	11.720 11.604	5.00	7.90	6.0
M16x2.0	3.0	8.7	0.40	13.720 13.609	6.00	9.90	6.0

COARSE THREAD

DIMENSIONS ARE IN MILLIMETERS (mm)

M8x1.0	0.7	5.9	0.20	6.810 6.724	2.70	4.20	3.0
M10x1.25	1.5	6.2	0.25	8.470 8.447	3.20	5.50	3.8
M12x1.5	2.0	6.9	0.30	10.260 10.143	4.20	6.60	4.5
M14x1.5	2.5	8.0	0.30	12.260 12.143	5.00	7.90	4.5
M16x1.5	3.0	11.9	0.30	14.260 14.143	6.00	9.90	4.5

FINE THREAD